

Providing high performance light output and powerful, long life reliability, the L10 Series features Whelen's advanced Super-LED technology.




FEATURES

- SAE Class 2 Certified
- High or low dome models
- Polycarbonate base
- Full reverse polarity protection
- 100% solid-state electronics
- Conformal coated electronics
- Hard-coated domes minimize environmental damage from sand, sun, salt, and road chemicals
- 75 SignalAlert™ flashes per minute
- SmartLED® beacon design
- DUO™ models feature two color interleaved LEDs in the same module, allowing for individual control of each color
- Available in permanent, magnetic, or magnetic/suction mount models
- Magnetic mount models are supplied with a 10' cord and cigar plug with built-in On/Off switch with LED "On" indicator and pattern control selection switch
- Permanent mount models are supplied with 6" pigtail
- Available in Amber, Blue, Red, and/or White
- Solid and split (front/rear) colors
- Rated for thousands of hours of use
- 12 VDC, for 24 VDC models contact factory
- Virtually no RFI/EMI Radiation
- Five year warranty


MODELS


L10HAP	Amber, perm/pipe hook mount, high dome
L10HAM	Amber, magnetic, high dome
L10HAV	Amber, magnetic/suction, high dome
L10LAP	Amber, perm/pipe hook, low dome
L10LAM	Amber, magnetic, low dome
L10LAV	Amber, magnetic/suction, low dome
L10H#P	Amber/White, Amber/Blue, perm/pipe hook mount, high dome
L10L#P	Amber/White, Amber/Blue, perm/pipe hook mount, low dome

Replace # in model number with desired DUO color. F=Amber/White, M=Amber/Blue 
The use of magnetic or vacuum/suction mounted beacons mounted on the roof or exterior of a vehicle in motion is at the sole discretion and risk of the user.

OPTIONS


MIRROR20	Mirror mount bracket
BBKT20	Shelf mount bracket
BGL	Branch guard, low dome
BGH	Branch guard, high dome
MMK	90 lb. pull magnetic mount kit, 8' straight cord and plug
LSK	Single lighted switch, 15 amp rated, mounted on bracket, wired and fused
DH2000*	Replacement high dome
DL2000*	Replacement low dome

Replace symbol * in model number with letter indicating color desired: 
A = Amber, B = Blue, C = White, R = Red

 **WARNING:** This product may contain chemicals known to the State of California to cause cancer and birth defects or other reproductive harm. For more information, visit whelen.com/regulatory.

MODELS


L10HAP	Amber, perm/pipe hook mount, high dome
L10HAM	Amber, magnetic, high dome
L10HAV	Amber, magnetic/suction, high dome
L10LAP	Amber, perm/pipe hook, low dome
L10LAM	Amber, magnetic, low dome
L10LAV	Amber, magnetic/suction, low dome
L10H#P	Amber/White, Amber/Blue, perm/pipe hook mount, high dome
L10L#P	Amber/White, Amber/Blue, perm/pipe hook mount, low dome

Replace # in model number with desired DUO color. F=Amber/White, M=Amber/Blue 

The use of magnetic or vacuum/suction mounted beacons mounted on the roof or exterior of a vehicle in motion is at the sole discretion and risk of the user.

OPTIONS

MIRROR20	Mirror mount bracket
BBKT20	Shelf mount bracket
BGL	Branch guard, low dome
BGH	Branch guard, high dome
MMK	90 lb. pull magnetic mount kit, 8' straight cord and plug
LSK	Single lighted switch, 15 amp rated, mounted on bracket, wired and fused
DH2000*	Replacement high dome
DL2000*	Replacement low dome

Replace symbol * in model number with letter indicating color desired: 

A = Amber, B = Blue, C = White, R = Red

WHELEN

51 Winthrop Road
Chester, Connecticut 06412-0684
(860) 526-9504 www.whelen.com

Whelen Engineering reserves the right to upgrade and improve products without notice.
© 2020 Whelen Engineering Company, Inc. Printed in U.S.A.
NASCAR® is a registered trademark of the National Association for Stock Car Auto Racing, Inc.
Code No. 124841 10/28/2020

WHELEN
OFFICIAL WARNING LIGHTS



All products proudly designed, manufactured,
and assembled in the U.S.A.
• ISO 9001 Registered QMS